

MGCC Small Business Technical Assistance Grant Program FY 2018 Performance, Demographics, & Outcome Report



2,234
Business Clients
Received
In-Depth
Technical
Assistance/
Training
from 30
Agencies



**32% Increase from
last year**



1:1 Assistance = 63%



Workshops/Training = 37%



2,957 Jobs

(1,077 created/1,880 Preserved)



85% of
Business
Clients fit
one or more
underserved
category




55%
Minorities



39%
Immigrants

62% LMI
Communities



58% LMI
Owners

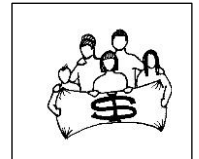


23%
Unemployed



2%
Veterans

1%
Cooperatives



*LMI: Low/Moderate Income


3% Decrease from last year on target underserved population and 13% Increase serving unemployed



**493 (22%)
New Businesses
Created**



**624 (28%)
Businesses
Grew**



**585 (26%)
Businesses
Stabilized**



**\$32,850,132
290 Loans, Loaned to 280
businesses**

Leverage rate 43.8:1



76% of
Businesses
achieved a
positive
outcome:
Opened,